



A Different Perspective: What Academic Departments Can Do With Institutional Data

INAIR 2018

Maggie Dalrymple
Steven Stofferahn

THERE'S MORE TO **BLUE.**



Indiana State
University

Context

- Decision makers
 - Upper Administration
 - Staff
 - Faculty
 - Students



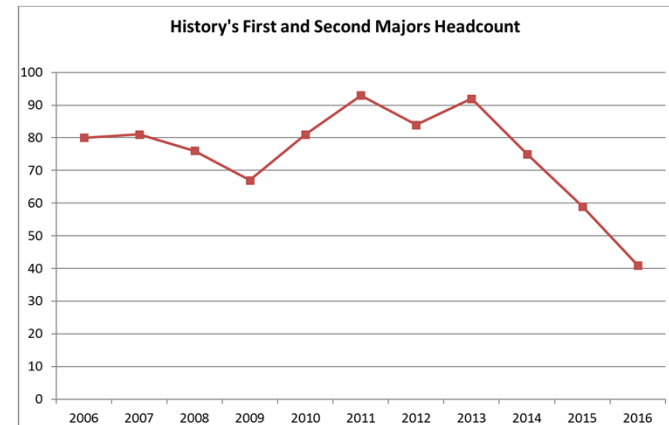
The Chair's Perspective

- What is the overall trend of our majors?
 - Seems like they transfer in, is that true?
- Are the profiles of our majors similar to other majors in our college?
 - Are our majors from the Wabash Area?
- Do we have bottleneck courses?
- Are our classes generating hurdles to graduation?
- What is the impact of Dual Enrollment courses?



Standard IR Reports

- Reports on student profiles
- High-risk courses
- Department migrations
- Retention reports



ISU Sankey Chart



Student Migration Flowchart

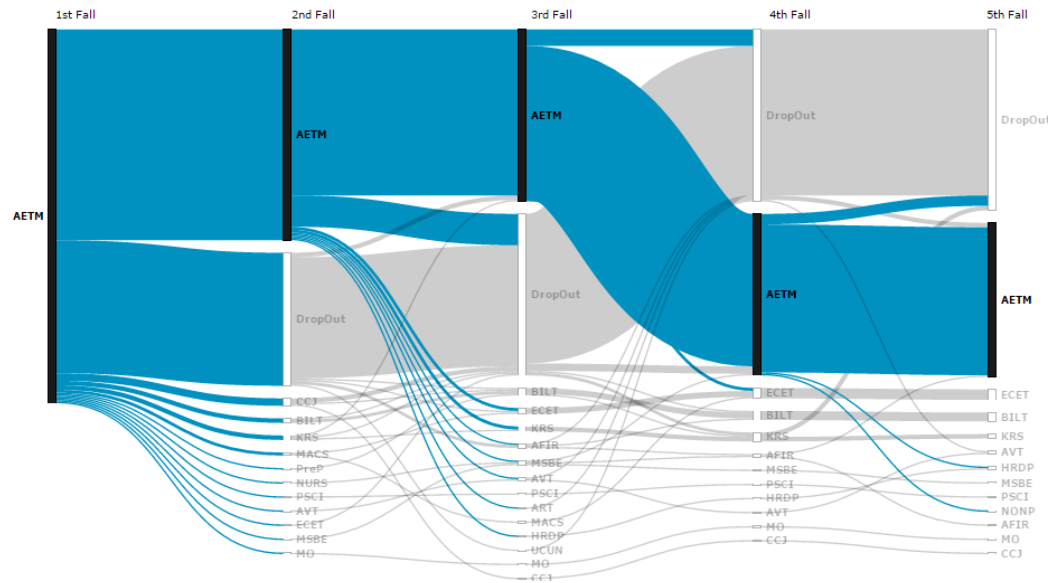
This diagram summarizes students' progress. It provides an illustration of the movement between departments as students change majors. The thicker the line, the more students, creating a visualization of the dominant paths. It is based on the combined 2008-2012 cohorts of first-time, full-time bachelor' degree-seeking freshmen. The chart tracks the student migration by department at the beginning of each fall for five falls.

Came From: Of the students that were still enrolled or had graduated from a specific department as of the 5th fall, the chart shows where students came from at each fall.
Went to: Starting with students that began (the 1st fall) in a specific department, the chart illustrates the path or migration of students from fall to fall, over five years.

Department Direction [University Overview](#)

Legend:

AETM - Appl Engineer & Tech Mgt	AFIR - Acct, Fin, Ins & Risk Mgt	AHS - Applied Health Sciences	AMR - Applied Medicine & Rehab	ART - Art & Design	AVT - Aviation Technology	B.A - Business Administration
BILT - Built Environment	BJO - Biology	BS/N - Business/Non-Designated	CA - Conditional Admission	CCJ - Criminology & Criminal Justice	CHPM - Chemistry & Physics	COMM - Communication
CSEEP - CD & Coun, School, & Ed Psych	ECET - Electronics & Comp Engineer Tech	ECON - Economics	ED/N - Education/Non-Designated	ENG - English	ENVI - Earth & Environmental Sys	HIST - History
HRDP - HRD and Performance Tech	KRS - Kinesiology/Recreation&Sport	LLL - Languages, Literatures&Lingus	MACS - Math Computer Science	MO - Marketing & Operations	MSBE - Mgt, Info Sys & Bus Ed	MST - Multidisciplinary Studies
MUS - Music	NURC - Baccalaureate Completion Nurs.	NURS - Nursing	PreP - Preprofessional	PSCI - Political Science	PSY - Psychology	SS - Social Science Education
SCED - Science Education	SOWK - Social Work	TC/N - Technology/Non-Designated	THTR - Theatre	TL - Teaching & Learning	UCLN - Univ College: Undecided	



ISU Blue Reports

1-Year Retention Rates 4-Year Graduation Rates 6-Year Graduation Rates Cohort Retention and Graduation **Dept Migration**

Term
Spring 2016

Select Dept from both the Major Department and Prior Department slicers:

Major Department
Acct, Fin, Ins & Risk Mgt

Prior Department
Acct, Fin, Ins & Risk Mgt

[Department Migration Help](#)

Migration into Dept UNDERGRADUATE, DISTINCT STUDENTS, PRIMARY, PRIMARY, ENROLLED, (BAYH COLLEGE OF EDUCATION, COLLEGE OF ARTS & SCIENCES, COLLEGE OF I

	Freshman				Sophomore				Junior				Senior
	All First Term in Dept Flags				All First Term in Dept Flags				All First Term in Dept Flags				
	New Students	Changed From Previous Term	Returning to Dept		New Students	Changed From Previous Term	Returning to Dept		New Students	Changed From Previous Term	Returning to Dept		
Grand Totals	80	12	13	55	92	9	14	69	97	17	4	76	
Appl Engineer & Tech Mgt									1			1	
Applied Health Sciences													
Applied Medicine & Rehab									1			1	
Art & Design													
Aviation Technology									1			1	
Built Environment													
Business Administration	5		5		11		8	3	6		4	2	
Business/Non-Designated	1			1					4			4	
CD & Coun, School, & Ed Psych					1			1					
Chemistry & Physics	1			1					1			1	

Migration out of Dept UNDERGRADUATE, DISTINCT STUDENTS, PRIMARY, PRIMAR

	All Classes			
	Freshman	Sophomore	Junior	Senior
All Major Departments	14	5	5	3
Art & Design	1		1	
Biology	1	1		
Business Administration	2	1	1	
Criminology & Criminal Justice	1			1
Kinesiology, Recreation, & Sport	3	1	2	
Marketing & Operations	2		1	1
Mgt, Info Sys & Bus Ed	2			1
Political Science	1	1		
Univ College: Undecided	1	1		



ISU Blue Reports

- Identifying likely recruits
 - Unaffiliated Freshmen in survey courses
 - Status after interim grade reports
- Enrollment of majors and minors
 - Updates to the faculty
 - Profile by class (FR, SO, JN, SR)
 - Relationships with High Schools



Course Impact

- The difference in the grade of the specific course versus the student's average grade in all of their other courses for that term.



Course Sequence Analysis

- Did students who took History 300 in sequence perform better than those who took the course out of sequence?

		Course Sequence		
		No	Yes	Total
Major during Hist 300	History	66	55	121
	Other	48	36	84
Total		114	91	205
Avg Hist 300 Grade		2.57	2.12	
Avg Cumulative GPA		3.04	2.85	

		Graduated		
		No	Yes	Total
Major as of Fall 2017	History	33	84	117
	Other	26	62	88
Total		59	146	205




Dual Credit Impact

- Did students who had dual credits or transfer credit in specific pre-requisite courses perform any different from students who had taken the course on campus when they completed upper level course requirements?



Case Study: Alumni and Recruiting

Graduation on your mind?
Wondering what to do with your History degree?



Evan Greve
BA 2004, MA 2007


Brooke Truax
BS 2015

James Ramer
BS 2013

Caleb Fleschner
BA 2012

CAREERS IN HISTORY

ISU History Alumni Success Stories
Wednesday, March 28th
3:30 – 5:00 p.m.
Stalker Hall 102



Morgan Brown
BA 2014, MA 2017

Wes Bishop
MA 2014

Kendra McCrea-Bailey
BS 2015

Briana Kristler
BS 2007



How can IR reach out?

IR Perspective

- Interest is there but it needs to be encouraged
- IR has to be flexible
- Need to be visible (training)
- Translate statistical terms if necessary
- ALWAYS provide a codebook or data dictionary with a dataset

Academic Perspective

- Chair, as link between faculty and administration, needs to understand and use data responsibly
- Effective faculty governance trusts IR professionals
- Faculty should be encouraged to use data





Questions and Discussion



Maggie Dalrymple

Associate Director for Research and Analysis,
Office of Institutional Research

mdalrymple@indstate.edu

Steven Stofferahn

Chair and Associate Professor, Department of History

Steven.Stofferahn@indstate.edu

THERE'S MORE TO **BLUE.**

